

# **BAY COUNTY ROAD COMMISSION 2015**

## **One Hundred and Sixteenth ANNUAL REPORT**



*Salzburg Road*



*Garfield Road*



*Seidlers Road Culvert*



*Good Shepherd Preschool*



# CONTENTS

INTRODUCTION .....	1-2
MISSION STATEMENT .....	3
BOARD OF COUNTY COMMISSIONERS .....	4
MAP OF TOWNSHIP AND CITY BOUNDARIES .....	5
REVENUE & EXPENSE CHARTS.....	6
COMBINED BALANCE SHEET .....	7-8
STATEMENT OF REVENUES AND EXPENDITURES BY FUND .....	9
STATEMENT OF REVENUES .....	10
STATEMENT OF EXPENDITURES.....	11-12
STATEMENT OF CHANGES IN FUND BALANCE .....	13
LOCAL ROAD FUND TRANSFERS .....	13
TOWNSHIP CONTRIBUTIONS .....	14
ROUTINE MAINTENANCE REPORTS.....	15-31
PRIMARY & LOCAL CONSTRUCTION.....	32
PRIMARY & LOCAL BRIDGE STRUCTURES .....	33
PRIMARY HEAVY MAINTENANCE.....	34
LOCAL HEAVY MAINTENANCE .....	35-36
PRIMARY CHIP & SEAL.....	37
LOCAL CHIP & SEAL.....	38





## Engineer-Manager Report

As Engineer-Manager, Jim Lillo serves as the Chief Executive Officer of the Road Commission and is responsible for administering \$7.9 million in Michigan Transportation Fund (MTF) dollars annually. Mr. Lillo oversees road maintenance, construction budgets and traffic safety of more than 1,035 miles of roads throughout Bay County.

---

Attached is the 116th Annual Report for the Board of County Road Commissioners, County of Bay (BCRC). This report presents a brief summary of services the BCRC provided in 2015, as well as, revenues and expenditures as they apply to the 2015 fiscal year. Please see Exhibit A on Page 2 of this letter for specific accounting information.


Operationally, the BCRC was able to maintain the number of personnel employed, both field and administrative staff, at about 54 throughout 2015. This has been a consistent number over the past six years, down from 72 in 2005. Michigan Transportation Fund (MTF) revenue, which represents the BCRC's primary operating funds for the 2015 reporting year, were \$9,498 LESS than those received in the year 2003. In simple terms, the BCRC was buying at 2015 prices with year 2003 dollars. Costs associated with materials and equipment continue to escalate as our revenues remain essentially flat. Primary road conditions continue to deteriorate as we have not been able to fund a substantial County-wide Paving Program since 2005, due to the stagnant MTF revenues. To further highlight our current financial situation, the BCRC has moved to an "as-needed" protocol with regard to equipment replacement. Instead of following our historic equipment replacement schedule, which allowed us to replace equipment prior to it becoming a maintenance liability, we now review our needs, along with the funding available any given year, to make equipment replacement decisions. Typically, older equipment is less efficient and requires more maintenance equating to higher repair costs.

Our staff continues to receive compliments for their maintenance efforts throughout Bay County. BCRC crews, which provide snow plowing, concrete road repair/patching, ditch clean-out, emergency signing, Michigan Department of Transportation (MDOT) trunkline general and contract maintenance, and many other road related services continuously receive accolades and high marks for their workmanship. Even though our funding continues to decline, our service to Bay County has not.

We work alongside the County Road Association (CRA) to push for better legislation regarding increased total road funding, allocation of that funding, and jurisdictional formula issues. During 2015, in-house staff completed design and construction engineering for several road projects. Further, our crews continue to complete road reconstruction and rehabilitation projects, along with drainage improvement projects throughout Bay County. They completed the project ahead of schedule and under the budgeted amount. In addition, we utilized BCRC crews to complete various components of Federal-Aid projects. In these cases, the use of BCRC manpower resulted in substantial savings to the Bay County Road Commission. These practices will continue in 2016 and future years.

We enter 2016 with a substantial list of project needs with no substantial increase in funding. **The unfunded road and bridge needs within Bay County are well over \$100,000,000** and will continue to grow with the current funding levels. Although the Michigan voters approved a transportation funding increase starting in 2017, we will continue to struggle to maintain our roads and bridges. Therefore, we need to continue our efforts to communicate the problems we face at the national, state, county, township and public levels. We continuously look for ways to reduce costs, identify and secure additional roadway funding (through grant opportunities) and work with the Townships to address road needs. We continually review our policies or institute new policies in an ongoing effort to achieve financial stability and provide the best possible road system for Bay County.

James C. Lillo, P.E.  
Engineer-Manager  
June 29, 2016





## EXHIBIT A

Bay County Residents: 106,179  
 Road Commission Employees: 54  
 Commissioners: 3

Townships served: 14

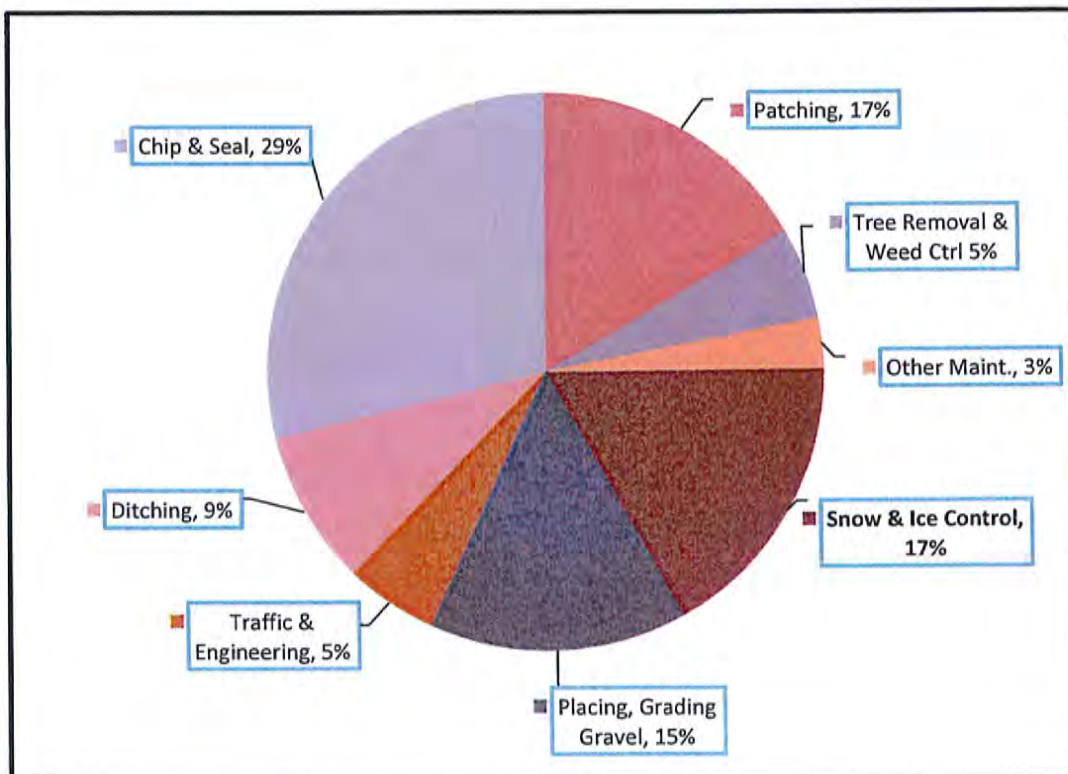
Bangor	Kawkawlin
Beaver	Merritt
Frankenlust	Monitor
Fraser	Mt. Forest
Garfield	Pinconning
Gibson	Portsmouth
Hampton	Williams

Total Revenue	\$14,952,117
MI Transportation Fund (MTF)	\$7,934,495
Federal Revenue	\$2,134,645
State Trunkline/Other	\$1,613,881
Township Contributions	\$2,105,451
Miles of 2015 Hvy Mtn. Projects	63
Miles of Local Roads Chip/Seal	50.63
Building Better Local Road Used	\$280,000
Primary Heavy Mtn Projects	\$1,832,692
Local Heavy Mtn Projects	\$1,606,138
Bridge Improvements	\$408,200
Tons of Salt Used	7,754

### Expense Categories for Local Road Maintenance:

	<u>% of Total</u>	<u>Amount for 2015</u>
Patching	17%	\$460,015
Tree Removal & Weed Cont.	5%	146,754
Other Maint.	3%	79,771
Snow & Ice Control (16% in 2014)	17%	471,642
Placing, Grading Gravel	15%	414,918
Traffic & Engineering	5%	119,174
Ditching	9%	248,145
Chip & Seal	<u>29%</u>	<u>797,116</u>
Total	100%	\$2,737,535

Total Miles of Road	1,035
Miles of Primary Road	367
Miles of Local Road	668
Miles of Paved Road	883
Bridges	78





## Mission Statement



**Our mission** is to maintain a county road system that is safe and convenient for public travel. We will strive to provide the highest quality, cost-effective services to maintain and improve our road system.

**Our work** is a co-operative effort - a partnership between employees, residents, townships, and other government units.

**Our policy** is to be available and responsive to the needs of the citizens of Bay County.

**Our Philosophy** is to create an environment where all employees:

- Support working together and are involved in the organization process
- Are properly trained and informed to help them achieve their full potential.
- Are willing to listen to and treat each other with respect.
- Are willing to be pro-active and utilize problem solving - cost reduction techniques.
- Engage in continuous improvement and education in all aspects of our mission.
- Are proud to be members of the Road Commission team.

**BAY COUNTY ROAD COMMISSION – Safety and Service**



## Board of County Road Commissioners

The Bay County Board of Road Commissioners consists of three commissioners who are elected by a majority of the voting public. The road commissioners serve six-year staggered terms (one road commissioner being elected every two years). Their compensation, fixed by the Bay County Board of Commissioners, is paid from road funds on a salary basis.

The Board is the policy-making body of the Bay County Road Commission and is responsible for establishing budget priorities and managing Motor Transportation Funds (MTF) received on an annual basis of approximately \$7.7 million. The Board holds regularly scheduled public meetings as well as frequent public hearings to communicate with township officials and county residents on a variety of road and safety issues.



RICHARD S.  
GROMASKI  
Chairman

Mr. Richard (Dick) Gromaski has served as Chairman since January 2011 and had been Vice-Chairman since 2007. He is a graduate of Pinconning area schools and a lifelong resident of Bay County. He was the owner and operator of Dick's Super Service in Fraser Township for 38 years and served as Fraser Township Supervisor for 16 years. He enjoys family, friends, and serving the community.

ELECTED TERM  
2013 - 2018



EDWARD L. RIVET  
Vice Chairman

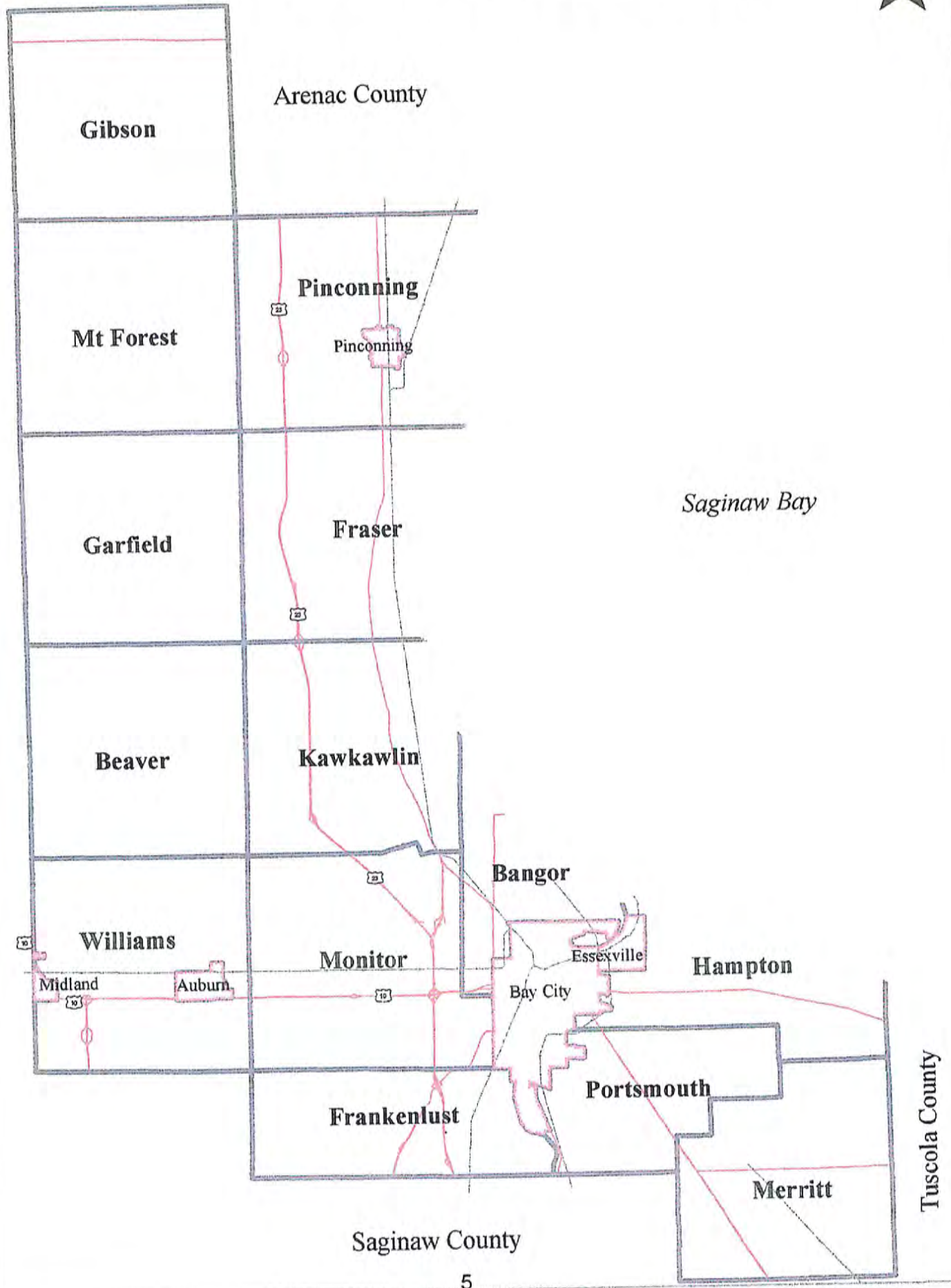
ELECTED TERM  
2015- 2020



MICHAEL G. RIVARD  
Member

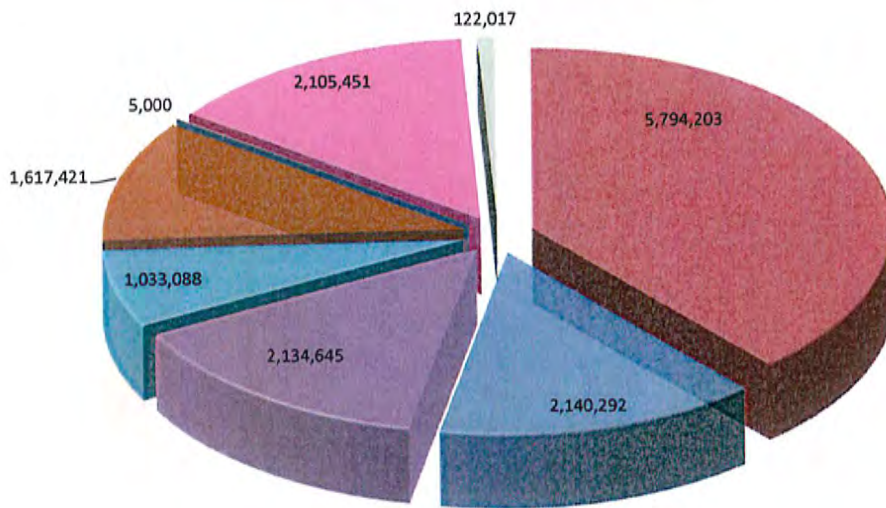
ELECTED TERM  
2011 - 2016

# Map of Township and City Boundaries



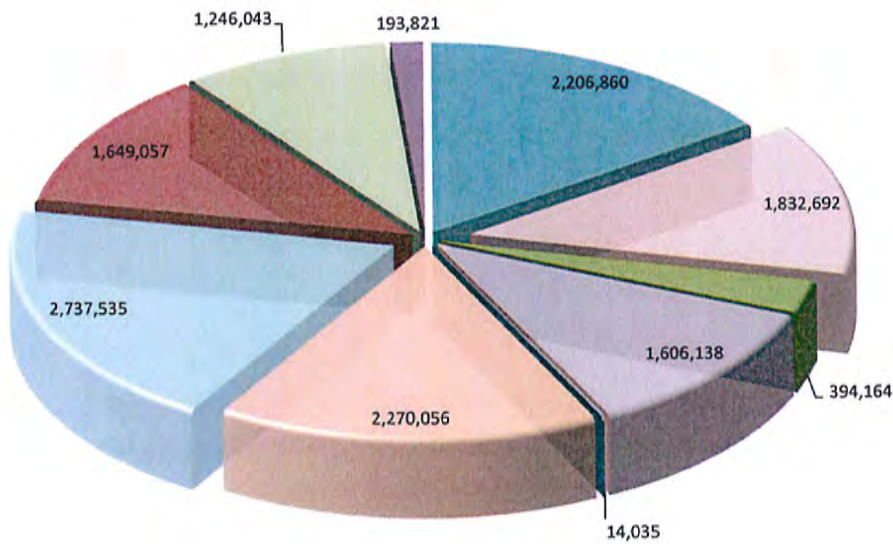


## REVENUES



INTEREST EARNED-	\$0	0.0%
MTF PRIMARY-	\$5,794,203	38.8%
MTF LOCAL-	\$2,140,292	14.3%
STATE & FED. GRANTS-	\$2,134,645	14.3%
OTHER STATE FD PA 84 & PA 252	\$1,033,088	6.9%
STATE TRUNKLINES-	\$1,617,421	10.8%
GAIN ON DISPOSAL-	\$5,000	0.0%
LOCALLY RAISED FUNDS-	\$2,105,451	14.1%
PERMITS, ROYALTIES, MISC.-	\$122,017	0.8%

## EXPENSES



CONSTRUCTION-	\$2,206,860	15.6%
HEAVY MAINT. PRIMARY -	\$1,832,692	13.0%
BRIDGES PRIMARY -	\$394,164	2.8%
HEAVY MAINT. LOCAL-	\$1,606,138	11.4%
BRIDGES LOCAL -	\$14,035	0.1%
ROUTINE MAINT. PRIMARY -	\$2,270,056	16.0%
ROUTINE MAINT. LOCAL-	\$2,737,535	19.3%
STATE TRUNKLINE MAINT. -	\$1,649,057	11.7%
ADMINISTRATION -	\$1,246,043	8.8%
OTHER -	\$193,821	1.3%



**BAY COUNTY ROAD COMMISSION  
COMBINED BALANCE SHEET  
ALL FUND TYPES AND ACCOUNT GROUPS  
DECEMBER 31, 2015**

	<u>General Operating</u>
<b>ASSETS</b>	
Cash and Cash Equivalents-	
On Deposit with Banks	\$ 613,151
On Deposit with County Treasurer	2,505,228
State Motor Transportation Funds	1,238,823
State Trunkline Maintenance	123,543
State Transportation Dept.-Other	938,271
Township Road Agreements	483,278
Due from County General Fund	-
Accounts Receivable	130,669
Inventories - Road Materials	534,996
- Equipment Parts and Materials	238,007
Prepaid Expenses	149,757
Interest Receivable	-
Deferred Federal Aid	-
Fixed Assets Net of Accumulated Depreciation	-
Amount to be Provided for Retirement of General Long-Term Debt	-
Total Assets	<u><u>\$ 6,955,723</u></u>
<b>LIABILITIES AND FUND EQUITY</b>	
<u>Liabilities</u>	
Accounts Payable	353,482
Notes Payable - Short Term	-
Accrued Liabilities	47,335
Deferred Revenue	-
Advances from State	260,666
Deferred Revenue - Township Road Agreements:	690,780
Accrued Sick Leave & Vacation	-
Total Liabilities	1,352,263
<u>Fund Equity:</u>	
Investment in General Fixed Assets	-
Fund Balance:	-
Primary -	2,719,904
Local -	-
County Road -	2,883,556
Total Fund Balances	5,603,460
Total Liabilities and Fund Equity	<u><u>\$ 6,955,723</u></u>



Account Groups		Total (Memo Only)
Fixed Assets	Long-Term Debt	December 31, 2015
\$ -	\$ -	\$ 613,151
-	-	2,505,228
-	-	1,238,823
-	-	123,543
-	-	938,271
-	-	483,278
-	-	-
-	-	130,669
-	-	534,996
-	-	238,007
-	-	149,757
-	-	-
-	-	-
1,813,379	-	1,813,379
-	899,459	899,459
-	-	-
<u>\$ 1,813,379</u>	<u>\$ 899,459</u>	<u>\$ 9,668,561</u>
\$ -	\$ -	\$ 353,482
-	-	-
-	-	47,335
-	-	-
-	-	260,666
-	-	690,780
-	899,459	899,459
-	899,459	2,251,722
-	-	-
1,813,379	-	1,813,379
-	-	-
-	-	2,719,904
-	-	-
-	-	2,883,556
-	-	5,603,460
-	-	-
<u>\$ 1,813,379</u>	<u>\$ 899,459</u>	<u>\$ 9,668,561</u>



STATEMENT OF REVENUES AND EXPENDITURES  
Year Ended December 31, 2015

**STATEMENT OF REVENUES & EXPENSES BY FUND**

DESCRIPTION	PRIMARY ROAD FUND	LOCAL ROAD FUND	ROAD COMM. FUND.	TOTAL
REVENUE:				
MICHIGAN TRANSPORTATION FUND	\$ 5,794,203	\$ 2,140,292	\$ -	\$ 7,934,495
STATE OTHER FUNDING	516,544	516,544		1,033,088
FEDERAL REVENUE	2,134,645	-	-	2,134,645
COUNTY RAISED REVENUE	-	2,105,451	-	2,105,451
STATE TRUNKLINE	-	-	1,617,420	1,617,420
GAIN ON DISPOSAL OF EQUIPMENT	-	-	5,000	5,000
INTEREST EARNED	(2,348)	-	(4,195)	(6,543)
MISCELLANEOUS REVENUE	18,165	19,536	20,165	57,866
OTHER	-	22,182	48,513	70,695
TOTAL REVENUE	<u>\$ 8,461,209</u>	<u>\$ 4,804,005</u>	<u>\$ 1,686,903</u>	<u>\$ 14,952,117</u>
EXPENDITURES:				
CONSTRUCTION	\$ 2,206,860	\$ -	\$ -	\$ 2,206,860
HEAVY MAINTENANCE	1,832,692	1,606,138	-	3,438,830
HEAVY MAINT. STRUCTURES	394,164	14,035	-	408,199
ROUTINE MAINTENANCE	2,270,056	2,737,535	-	5,007,591
ADMINISTRATIVE	755,160	490,883	-	1,246,043
STATE TRUNKLINE	-	-	\$ 1,649,057	1,649,057
EQUIPMENT ACCOUNT	(17,447)	(21,483)	(12,681)	(51,611)
OTHER	-	-	338,903	338,903
TOTAL OPERATING EXPENDITURES	<u>\$ 7,441,485</u>	<u>\$ 4,827,108</u>	<u>\$ 1,975,279</u>	<u>\$ 14,243,872</u>
NON-OPERATING EXPENDITURES:				
NET CAPITAL OUTLAY	-	-	(152,632)	(152,632)
DEBT PRINCIPAL PAYMENT	-	-	55,932	55,932
INTEREST EXPENSE	-	-	3,229	3,229
TOTAL EXPENDITURES	<u>\$ 7,441,485</u>	<u>\$ 4,827,108</u>	<u>\$ 1,881,808</u>	<u>\$ 14,150,401</u>
INCREASE (DECREASE) IN AVAILABLE OPERATING FUND	1,019,724	(23,103)	(194,905)	\$ 801,716
BEGINNING FUND BALANCE 01/01/15	\$ 1,723,283	\$ -	\$ 3,078,461	\$ 4,801,744
ADJUSTMENT TO FUND BALANCE INTRA-FUND TRANSFER	<u>(23,103)</u>	<u>23,103</u>	<u>-</u>	<u>-</u>
ENDING BALANCE 12/31/15	<u>\$ 2,719,904</u>	<u>\$ -</u>	<u>\$ 2,883,556</u>	<u>\$ 5,603,460</u>



**STATEMENT OF REVENUES AND EXPENDITURES**  
**Year Ended December 31, 2015**

**STATEMENT OF REVENUES**

Calendar Years 2015-2012

	2015	2014	2013	2012
<b>MICHIGAN TRANSPORTATION FUND</b>				
County Primary Road Fund	\$5,794,203	\$5,637,562	\$5,611,305	\$5,529,050
County Local Road Fund	2,140,292	2,058,739	2,030,500	1,987,320
<b>Total MTF</b>	7,934,495	7,696,301	7,641,805	7,516,370
<b>STATE GRANTS</b>				
Other State Funding PA 252 & PA 84	1,033,088	836,632	-	-
Economic Development - Rural D	-	262,385	406,365	-
<b>Total State Grants</b>	1,033,088	1,099,017	406,365	-
<b>FEDERAL AID REVENUE</b>				
Surface Tran. Program (STP)	2,134,645	1,196,769	2,245,247	496,924
<b>Total Federal Aid Revenue</b>	2,134,645	1,196,769	2,245,247	496,924
<b>COUNTY RAISED REVENUE</b>				
City & Village Contributions	-	-	-	-
Township Contributions	2,105,451	2,486,322	2,394,515	2,167,450
Other Contributions	-	-	-	-
<b>Total County Raised Revenue</b>	2,105,451	2,486,322	2,394,515	2,167,450
<b>TRUNKLINE MAINTENANCE</b>	1,615,371	1,591,009	1,731,068	1,794,735
<b>TRUNKLINE NON-MAINTENANCE</b>	2,050	33,012	274,740	2,167
<b>MISCELLANEOUS REVENUE</b>				
Permit Fees	57,866	42,155	49,099	40,259
Salvage Sales	3,004	7,897	9,152	333
Interest Earned	(6,543)	56,526	51,406	54,111
Royalty Revenue	59,845	87,846	106,224	133,440
Sundry Refunds	7,845	978	-	238
Land & Building Sales	-	-	20	-
Gain on Disposal of Equipment	5,000	2,625	12,000	25,699
Other - Lease on Equipment	-	-	227,000	-
<b>Total Miscellaneous Revenue</b>	127,017	198,027	454,901	254,080
<b>TOTAL REVENUE</b>	<u>\$14,952,117</u>	<u>\$14,300,457</u>	<u>\$15,148,641</u>	<u>\$12,231,726</u>

**STATEMENT OF REVENUES AND EXPENDITURES**  
**Year Ended December 31, 2015**

**STATEMENT OF EXPENDITURES**

Calendar Years 2015-2012

	2015	2014	2013	2012
<b>OPERATING EXPENDITURES</b>				
<b>CONSTRUCTION</b>				
Primary Road System	\$2,206,860	\$141,477	\$ 1,864,088	\$ 252,776
Local Road System	-	-	-	-
Total Construction	2,206,860	141,477	1,864,088	252,776
<b>HEAVY MAINTENANCE</b>				
Primary Road System	1,832,692	3,544,761	3,117,026	1,829,700
Primary Bridge & Structures	394,164	33,004	30,107	269,422
Total Primary Heavy Maintenance	2,226,856	3,577,765	3,147,133	2,099,122
Local Road System	1,606,138	1,950,782	1,296,951	1,092,607
Local Bridge & Structures	14,035	13,594	5,636	38,476
Total Local Heavy Maintenance	1,620,173	1,964,376	1,302,587	1,131,083
Total Heavy Maintenance	3,847,029	5,542,141	4,449,720	3,230,205
<b>ROUTINE MAINTENANCE</b>				
Primary Road System	1,242,184	908,119	1,056,494	1,435,489
Snow Removal and Ice Control	681,698	1,025,794	1,087,519	598,009
Traffic Control	346,174	373,639	315,171	361,567
Total Primary Maintenance	2,270,056	2,307,552	2,459,184	2,395,065
Local Road System	2,154,517	3,148,369	2,725,987	2,989,327
Snow Removal and Ice Control	471,643	626,666	445,110	199,701
Traffic Control	111,375	153,086	143,216	93,867
Total Local Maintenance	2,737,535	3,928,121	3,314,313	3,282,895
Total Routine Maintenance	5,007,591	6,235,673	5,773,497	5,677,960
<b>ADMINISTRATIVE EXPENSE</b>	1,246,043	942,483	822,614	767,043
<b>STATE TRUNKLINE MAINTENANCE</b>	1,646,998	1,512,658	1,731,068	1,551,015
<b>STATE TRUNKLINE NON-MAINTENANCE</b>	2,059	33,012	274,740	2,167



**STATEMENT OF REVENUES AND EXPENDITURES**  
**Year Ended December 31, 2015**

**STATEMENT OF EXPENDITURES**

Calendar Years 2015-2012

	2015	2014	2013	2012
<b>EQUIPMENT EXPENSE</b>				
*Direct Expense	968,540	1,035,059	1,042,207	1,056,734
*Indirect Expense	879,302	666,818	775,833	865,305
*Operating Expense	279,165	524,524	517,503	413,998
Total Equipment Expense	2,127,007	2,226,401	2,335,543	2,336,037
*Credit to Equipment Expense	(2,178,618)	(2,524,652)	(2,434,307)	(2,076,216)
Net Equipment Expense	(51,611)	(298,251)	(98,764)	259,821
<b>TOTAL OPERATING EXPENDITURES</b>	<b>\$ 13,904,969</b>	<b>\$ 14,109,193</b>	<b>\$ 14,816,963</b>	<b>\$ 11,740,987</b>
<b>NON-OPERATING EXPENDITURES</b>				
<b>CAPITAL OUTLAY</b>				
Land	\$ -	\$ -	\$ -	\$ -
Buildings	-	67,624	59,120	48,358
Road Equipment	377,370	49,515	355,820	385,524
Shop, Engineers, & Office Equipment	-	98,124	54,105	86,382
Yards & Storage	-	-	14,900	17,534
Equipment Retirement	-	-	-	-
Depreciation and Depletion	(530,002)	(548,853)	(605,382)	(597,051)
Net Capital Outlay	(152,632)	(333,590)	(121,437)	(59,253)
<b>DEBT PRINCIPAL PAYMENT</b>	55,932	54,384	59,161	-
<b>OTHER EXPENSE</b>	338,903	304,808	22,192	436,453
<b>INTEREST EXPENSE</b>	3,229	4,777	-	-
<b>TOTAL EXPENDITURES</b>	<b>\$ 14,150,401</b>	<b>\$ 14,139,572</b>	<b>\$ 14,776,879</b>	<b>\$ 12,118,187</b>

*\*Direct Expense-Mechanics Wages, fringe benefits and repair parts.*

*\*Indirect Expense-Garage supervision, storage cost, insurances, utilities, garage building maintenance, yard maintenance and building depreciation.*

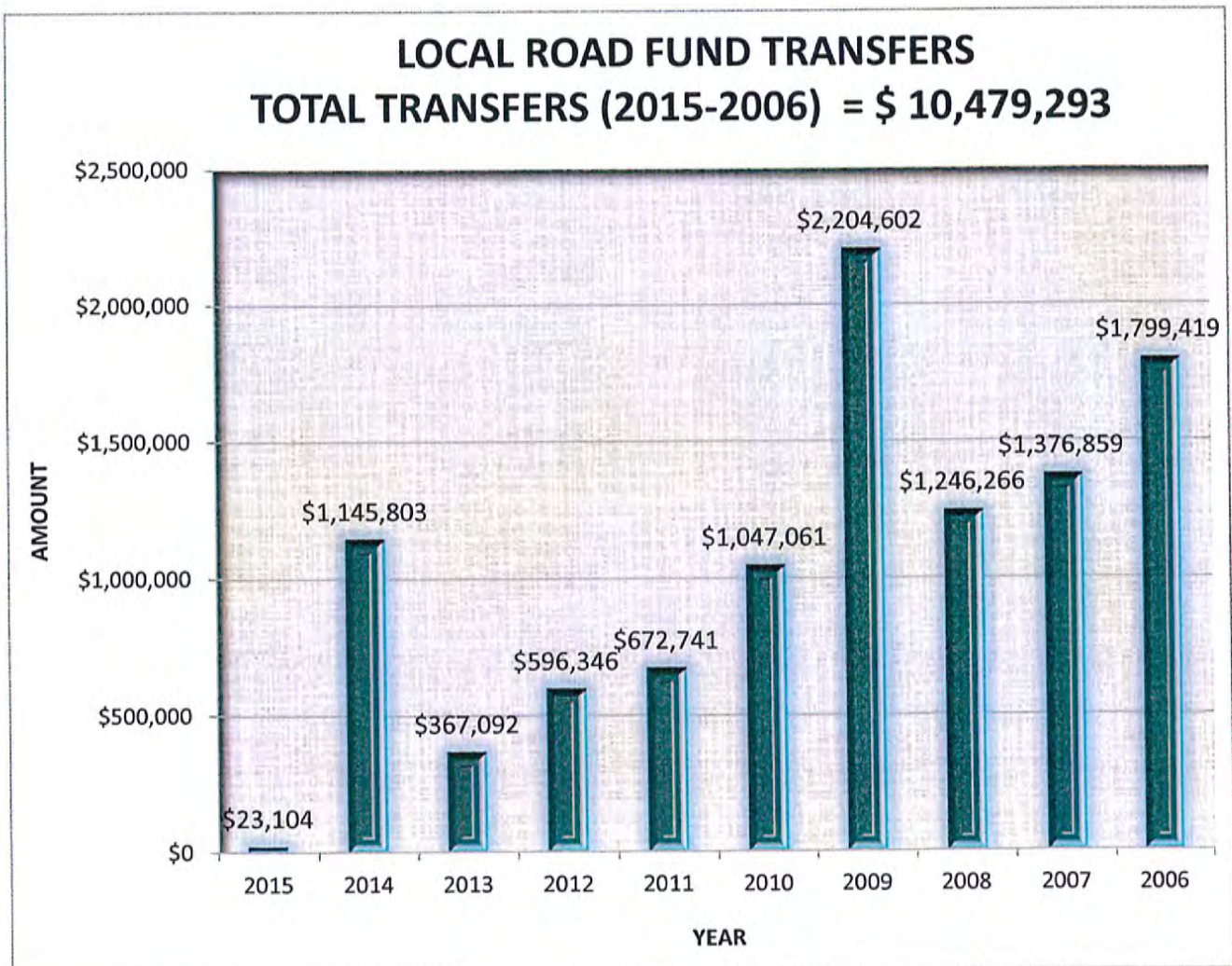
*\*Operating Expense-Gasoline, diesel, oil, grease, and anti-freeze.*

*\*Credit to Equipment Expense-Equipment rental charged against construction, maintenance and heavy maintenance projects.*

## STATEMENT OF CHANGES IN FUND BALANCE

Calendar Years 2015-2012

	2015	2014	2013	2012
TOTAL REVENUES	\$ 14,952,117	\$ 14,300,457	\$ 15,148,641	\$ 12,231,727
TOTAL EXPENDITURES	\$ 14,150,401	\$ 14,139,572	\$ 14,776,879	\$ 12,118,187
EXCESS OF REVENUE OVER (UNDER) EXPENDITURES	<u>\$ 801,716</u>	<u>\$ 160,885</u>	<u>\$ 371,762</u>	<u>\$ 113,540</u>
FUND EQUITY - JANUARY 1	\$ 4,801,744	\$ 4,640,859	\$ 4,269,097	\$ 4,155,557
Adjustment	\$ -	\$ -	\$ -	\$ -
FUND EQUITY - DECEMBER 31	<u>\$ 5,603,460</u>	<u>\$ 4,801,744</u>	<u>\$ 4,640,859</u>	<u>\$ 4,269,097</u>





# BAY COUNTY ROAD COMMISSION

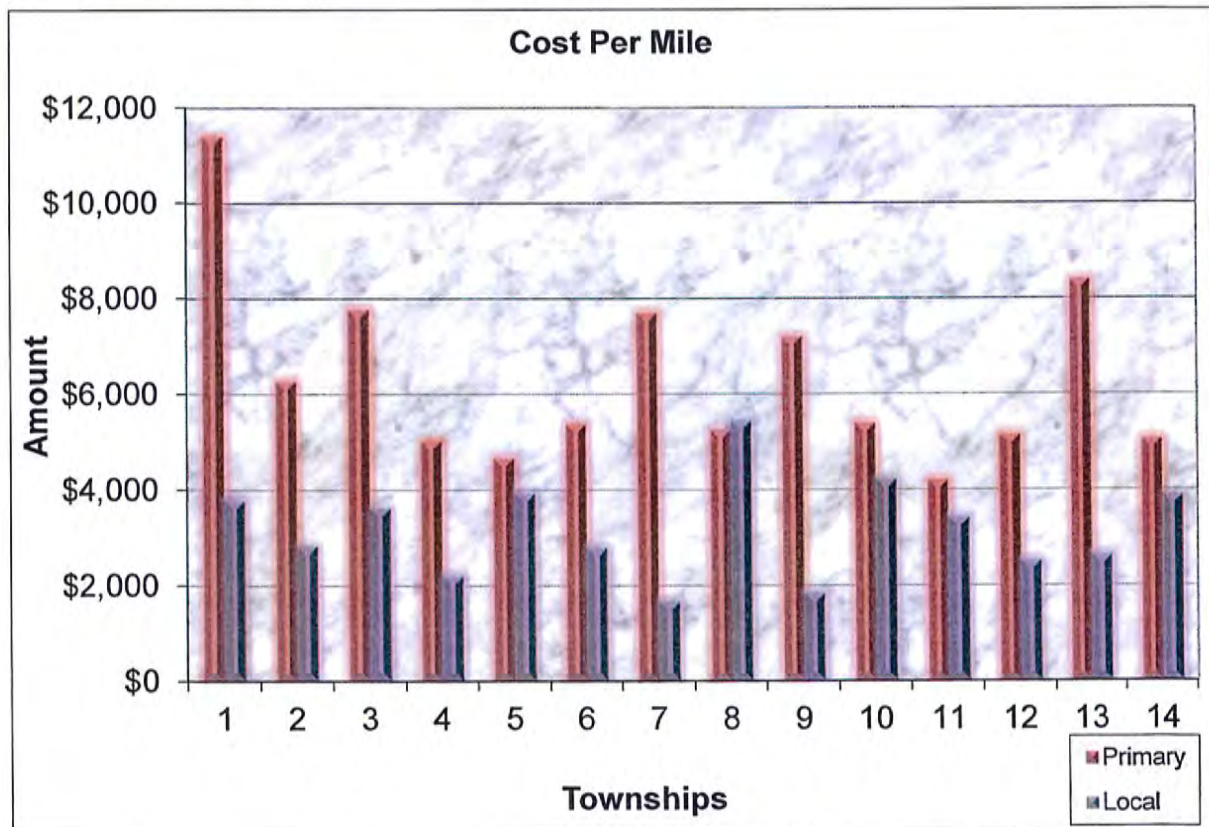
2015 - 2012

## TOWNSHIP PAYMENTS

TOWNSHIP	PAID CONTRIBUTIONS ON ROAD AGREEMENTS			
	2015	2014	2013	2012
BANGOR	44,141	39,651	5,666	-
BEAVER	188,628	269,269	206,096	233,097
FRANKENLUST	224,470	179,774	192,932	106,632
FRASER	214,584	253,338	162,013	108,788
GARFIELD	61,655	61,234	60,844	26,101
GIBSON	28,594	24,290	8,067	23,833
HAMPTON	46,473	283,822	52,386	39,873
KAWKAWLIN	464,086	147,390	175,823	158,574
MERRITT	79,525	72,456	81,662	77,905
MONITOR	18,803	309,805	325,809	226,778
MT. FOREST	29,479	30,194	7,077	26,781
PINCONNING	134,756	122,311	63,345	90,509
PORTSMOUTH	115,282	21,984	185,323	180,276
WILLIAMS	149,706	187,738	160,445	200,990
TOTALS	\$1,800,182	\$2,003,256	\$1,687,488	\$1,500,137

## 2015 TOWNSHIP MAINTENANCE COSTS PER MILE

TWP #		PRIMARY COST PER MILE	LOCAL COST PER MILE
1	BANGOR TOWNSHIP	\$11,408	\$3,785
2	BEAVER TOWNSHIP	\$6,270	\$2,835
3	FRANKENLUST TOWNSHIP	\$7,762	\$3,622
4	FRASER TOWNSHIP	\$5,011	\$2,201
5	GARFIELD TOWNSHIP	\$4,645	\$3,933
6	GIBSON TOWNSHIP	\$5,363	\$2,802
7	HAMPTON TOWNSHIP	\$7,693	\$1,670
8	KAWKAWLIN TOWNSHIP	\$5,238	\$5,453
9	MERRITT TOWNSHIP	\$7,198	\$1,848
10	MONITOR TOWNSHIP	\$5,389	\$4,222
11	MT. FOREST TOWNSHIP	\$4,192	\$3,419
12	PINCONNING TOWNSHIP	\$5,132	\$2,529
13	PORTSMOUTH TOWNSHIP	\$8,386	\$2,630
14	WILLIAMS TOWNSHIP	\$5,050	\$3,895





## TOWNSHIP MAINTENANCE REPORT

MILEAGE:            367.33            667.66

**PRIMARY            LOCAL**

BANGOR TOWNSHIP		\$358,198.15		\$166,571.88
BEAVER TOWNSHIP		\$151,613.64		\$311,120.32
FRANKENLUST TOWNSHIP		\$103,625.11		\$218,497.48
FRASER TOWNSHIP		\$147,519.78		\$196,315.44
GARFIELD TOWNSHIP		\$113,802.09		\$190,396.77
GIBSON TOWNSHIP		\$91,016.61		\$139,936.80
HAMPTON TOWNSHIP		\$160,562.92		\$127,718.31
KAWKAWLIN TOWNSHIP		\$150,701.53		\$305,479.98
MERRITT TOWNSHIP		\$125,530.64		\$183,900.56
MONITOR TOWNSHIP		\$290,067.47		\$266,402.87
MT. FOREST TOWNSHIP		\$113,762.40		\$154,001.31
PINCONNING TOWNSHIP		\$145,966.31		\$202,652.47
PORTSMOUTH TOWNSHIP		\$151,202.40		\$93,068.31
WILLIAMS TOWNSHIP		\$166,486.80		\$181,472.43

TOTAL MAINTENANCE EXPENDITURES	\$	<b>2,270,055.85</b>	<b>2,737,534.93</b>
LESS TOWNSHIP CONTRIBUTIONS	\$	0.00	(644,282.74)
TOTAL MAINTENANCE EXPENDITURES	\$	<b>2,270,055.85</b>	<b>2,093,252.19</b>
COST PER MILE	\$	6,179.88	3,135.21
2015 ORIGINAL BUDGET	\$	<b>2,530,001.00</b>	<b>2,100,000.00</b>
BUDGET VS. ACTUAL COSTS	\$	259,945.15	6,747.81

# TOWNSHIP MAINTENANCE REPORT

## ALL TOWNSHIPS

**PRIMARY      LOCAL**

MILEAGE:      367.33      667.66

### DESCRIPTION OF WORK

Dust Control	\$0.00	\$158,988.51
Placing Gravel	\$6,389.50	\$23,185.82
Blading & Grading	\$10,328.37	\$232,743.72
Chip & Seal	\$0.00	\$7,583.79
AMZ Patching	\$7,017.33	\$55,515.78
Seal Blend	\$40,193.32	\$148,226.70
Surface Maintenance	\$226,100.54	\$256,272.36
Crack & Joint Sealing	\$1,739.20	\$533.58
Shoulder Maintenance	\$179,579.64	\$45,378.66
Curb & Gutter	\$1,639.63	\$12,871.13
Trees & Shrubs	\$103,038.91	\$113,433.97
Drainage & Backslope	\$316,103.65	\$243,075.47
Ditch Clean Out	\$4,093.88	\$5,069.13
Roadside Cleanup	\$88,647.97	\$28,304.91
Grass & Weed Control	\$216,083.02	\$20,449.18
Culvert / Underdrain Maintenance	\$1,336.73	\$0.00
Guard Rail & Post	\$4,795.77	\$803.89
Sweeping & Flushing	\$21,705.89	\$4,748.91
Winter Maintenance	\$681,181.03	\$471,643.05
Winter Maintenance Patrol	\$517.30	\$0.00
Bridge Structures	\$3,011.20	\$0.00
Traffic Signs	\$346,173.69	\$111,374.66
Engineering Services	\$10,379.28	\$7,799.52

Chip Seal Projects      \$0.00      \$789,532.19

Sub-Total of Maint. Expenditures      **2,270,055.85**      **2,737,534.93**

Less Township Contributions      0.00      (644,282.74)

(For Chip/Seal Projects and Dust Control if applicable)

Total Maintenance Expenditures      **2,270,055.85**      **2,093,252.19**

Cost per Mile      6,179.88      3,135.21

2015 Original Budget      **2,530,001.00**      **2,100,000.00**

Budget vs. Actual Costs      259,945.15      6,747.81



# TOWNSHIP MAINTENANCE REPORT

## BANGOR TOWNSHIP

**PRIMARY      LOCAL**

**MILEAGE:            31.4            44.01**

### DESCRIPTION OF WORK

Dust Control	\$ -	\$ -
Placing Gravel	960.30	552.58
Blading & Grading	643.94	461.43
Chip & Seal	-	-
AMZ Patching	-	2,247.21
Seal Blend	12,565.10	4,311.53
Surface Maintenance	72,709.44	29,632.75
Crack & Joint Sealing	962.06	177.86
Shoulder Maintenance	8,488.35	362.66
Curb & Gutter	-	713.62
Trees & Shrubs	23,404.08	18,309.66
Drainage & Backslope	19,016.53	34,908.91
Ditch Clean Out	-	177.86
Roadside Cleanup	26,437.17	5,772.73
Grass & Weed Control	16,872.21	211.30
Culvert / Underdrain Maintenance	-	-
Guard Rail & Post	-	-
Sweeping & Flushing	10,312.87	2,630.19
Winter Maintenance	87,359.27	53,086.56
Winter Maintenance Patrol	86.22	-
Bridge Structures		-
Traffic Signs	76,288.86	12,363.03
Engineering Services	2,091.75	652.00

Chip Seal Projects	\$ -	\$ -
Sub-Total of Maint. Expenditures	<b>358,198.15</b>	<b>166,571.88</b>
Less Township Contributions	-	-
(For Chip/Seal Projects and Dust Control if applicable)		
Total Maintenance Expenditures	<b>358,198.15</b>	<b>166,571.88</b>
Cost per Mile	<b>11,407.58</b>	<b>3,784.86</b>
2015 Original Budget	<b>375,263.00</b>	<b>192,405.00</b>
Budget vs. Actual Costs	\$ 17,064.85	\$ 25,833.12

# TOWNSHIP MAINTENANCE REPORT

## BEAVER TOWNSHIP

**PRIMARY    LOCAL**

**MILEAGE:    24.18            44.81**

### DESCRIPTION OF WORK

Dust Control	\$ -	\$ -
Placing Gravel	-	-
Blading & Grading	-	945.31
Chip & Seal	-	563.97
AMZ Patching	3,081.84	7,517.46
Seal Blend	-	4,438.52
Surface Maintenance	8,296.63	4,854.29
Crack & Joint Sealing	-	355.72
Shoulder Maintenance	14,341.79	1,707.87
Curb & Gutter	-	-
Trees & Shrubs	8,524.64	7,078.20
Drainage & Backslope	33,303.71	23,170.73
Ditch Clean Out	-	1,156.13
Roadside Cleanup	951.40	475.49
Grass & Weed Control	14,101.16	925.19
Culvert / Underdrain Maintenance	-	-
Guard Rail & Post	2,277.33	-
Sweeping & Flushing	975.03	-
Winter Maintenance	49,871.79	42,132.96
Winter Maintenance Patrol	-	-
Bridge Structures	-	-
Traffic Signs	14,640.26	6,928.33
Engineering Services	1,248.06	1,131.70

Chip Seal Projects	\$ -	\$ 207,738.45
Sub-Total of Maint. Expenditures	<b>151,613.64</b>	<b>311,120.32</b>
Less Township Contributions	-	(184,077.24)
<i>(For Chip/Seal Projects and Dust Control if applicable)</i>		
Total Maintenance Expenditures	<b>151,613.64</b>	<b>127,043.08</b>
Cost per Mile	<b>6,270.21</b>	<b>2,835.15</b>
2015 Original Budget	<b>144,297.00</b>	<b>125,770.00</b>
Budget vs. Actual Costs	\$ (7,316.64)	\$ (1,273.08)



# TOWNSHIP MAINTENANCE REPORT

## FRANKENLUST TOWNSHIP

**PRIMARY      LOCAL**

**MILEAGE:      13.35      33.09**

### DESCRIPTION OF WORK

Dust Control	\$ -	\$ -
Placing Gravel	-	-
Blading & Grading	252.72	3,212.48
Chip & Seal	-	742.38
AMZ Patching	289.72	8,141.72
Seal Blend	602.44	3,068.44
Surface Maintenance	3,870.34	17,911.98
Crack & Joint Sealing	243.55	-
Shoulder Maintenance	3,584.21	222.00
Curb & Gutter	-	643.79
Trees & Shrubs	1,663.84	7,843.96
Drainage & Backslope	10,477.04	31,289.71
Ditch Clean Out	-	355.73
Roadside Cleanup	528.84	178.70
Grass & Weed Control	19,527.51	673.06
Culvert / Underdrain Maintenance	-	-
Guard Rail & Post	1,365.27	-
Sweeping & Flushing	-	-
Winter Maintenance	44,815.92	37,566.68
Winter Maintenance Patrol	-	-
Bridge Structures	-	-
Traffic Signs	16,403.71	10,263.03
Engineering Services	-	883.93

Chip Seal Projects      \$ -      \$ 95,499.89

Sub-Total of Maint. Expenditures      **103,625.11**      **218,497.48**

Less Township Contributions      -      (95,499.89)

(For Chip/Seal Projects and Dust Control if applicable)

Total Maintenance Expenditures      **103,625.11**      **122,997.59**

Cost per Mile      **7,762.18**      **3,717.06**

2015 Original Budget      **132,920.00**      **114,835.00**

Budget vs. Actual Costs      \$ 29,294.89      \$ (8,162.59)

# TOWNSHIP MAINTENANCE REPORT

## FRASER TOWNSHIP

**PRIMARY      LOCAL**

**MILEAGE:      29.44                  56.62**

### DESCRIPTION OF WORK

Dust Control	\$ -	\$ 5,272.14
Placing Gravel	854.26	2,274.19
Blading & Grading	-	8,218.65
Chip & Seal	-	-
AMZ Patching	-	10,035.57
Seal Blend	1,454.54	3,368.36
Surface Maintenance	9,286.44	18,231.61
Crack & Joint Sealing	-	-
Shoulder Maintenance	14,786.87	3,564.19
Curb & Gutter	-	-
Trees & Shrubs	7,138.38	5,995.36
Drainage & Backslope	21,592.98	12,229.28
Ditch Clean Out	-	3,379.41
Roadside Cleanup	501.68	128.74
Grass & Weed Control	23,351.64	1,335.07
Culvert / Underdrain Maintenance	-	-
Guard Rail & Post	-	-
Sweeping & Flushing	-	-
Winter Maintenance	49,515.91	22,560.20
Winter Maintenance Patrol	-	-
Bridge Structures	513.82	-
Traffic Signs	17,907.30	10,190.33
Engineering Services	615.96	711.46

Chip Seal Projects	\$ -	\$ 88,820.88
Sub-Total of Maint. Expenditures	<b>147,519.78</b>	<b>196,315.44</b>
Less Township Contributions	-	(71,694.19)
(For Chip/Seal Projects and Dust Control if applicable)		
Total Maintenance Expenditures	<b>147,519.78</b>	<b>124,621.25</b>
Cost per Mile	<b>5,010.86</b>	<b>2,201.01</b>
2015 Original Budget	<b>173,690.00</b>	<b>158,835.00</b>
Budget vs. Actual Costs	\$ 26,170.22	\$ 34,213.75



# TOWNSHIP MAINTENANCE REPORT

## GARFIELD TOWNSHIP

**PRIMARY      LOCAL**

**MILEAGE:      24.5              41.59**

### DESCRIPTION OF WORK

Dust Control	\$ -	\$ 47,484.66
Placing Gravel	1,771.38	3,727.62
Blading & Grading	1,638.28	50,212.21
Chip & Seal	-	-
AMZ Patching	-	1,379.68
Seal Blend	1,574.43	4,186.42
Surface Maintenance	4,937.94	8,401.89
Crack & Joint Sealing	-	-
Shoulder Maintenance	8,300.89	8,994.96
Curb & Gutter	-	-
Trees & Shrubs	11,654.93	3,266.15
Drainage & Backslope	12,577.82	3,184.12
Ditch Clean Out	-	-
Roadside Cleanup	-	128.74
Grass & Weed Control	14,960.05	800.43
Culvert / Underdrain Maintenance	-	-
Guard Rail & Post	-	-
Sweeping & Flushing	-	-
Winter Maintenance	35,822.20	24,228.86
Winter Maintenance Patrol	-	-
Bridge Structures	955.91	-
Traffic Signs	19,182.40	4,842.26
Engineering Services	425.86	298.52

Chip Seal Projects	\$ -	\$ 29,260.25
Sub-Total of Maint. Expenditures	<b>113,802.09</b>	<b>190,396.77</b>
Less Township Contributions	-	(26,808.54)
<i>(For Chip/Seal Projects and Dust Control if applicable)</i>		
Total Maintenance Expenditures	<b>113,802.09</b>	<b>163,588.23</b>
Cost per Mile	<b>4,644.98</b>	<b>3,933.35</b>
2015 Original Budget	<b>139,511.00</b>	<b>116,725.00</b>
Budget vs. Actual Costs	\$ 25,708.91	\$ (46,863.23)

# TOWNSHIP MAINTENANCE REPORT

## GIBSON TOWNSHIP

**PRIMARY      LOCAL**

**MILEAGE:      16.97              46.64**

### DESCRIPTION OF WORK

Dust Control	\$ -	\$ 27,958.55
Placing Gravel	2,125.84	5,289.07
Blading & Grading	255.64	58,224.26
Chip & Seal	-	-
AMZ Patching	-	-
Seal Blend	2,339.65	3,723.86
Surface Maintenance	9,344.41	5,622.77
Crack & Joint Sealing	-	-
Shoulder Maintenance	10,112.89	265.23
Curb & Gutter	-	-
Trees & Shrubs	7,858.30	17,704.06
Drainage & Backslope	16,870.15	3,803.77
Ditch Clean Out	-	-
Roadside Cleanup	-	-
Grass & Weed Control	11,191.73	250.83
Culvert / Underdrain Maintenance	-	-
Guard Rail & Post	-	-
Sweeping & Flushing	-	-
Winter Maintenance	25,088.89	14,672.97
Winter Maintenance Patrol	-	-
Bridge Structures	382.36	-
Traffic Signs	5,446.75	2,344.84
Engineering Services	-	76.59

Chip Seal Projects	\$ -	\$ -
Sub-Total of Maint. Expenditures	<b>91,016.61</b>	<b>139,936.80</b>
Less Township Contributions	-	(9,240.69)
<i>(For Chip/Seal Projects and Dust Control if applicable)</i>		
Total Maintenance Expenditures	<b>91,016.61</b>	<b>130,696.11</b>
Cost per Mile	<b>5,363.38</b>	<b>2,802.23</b>
2015 Original Budget	<b>120,412.00</b>	<b>130,875.00</b>
Budget vs. Actual Costs	\$ 29,395.39	\$ 178.89



# TOWNSHIP MAINTENANCE REPORT

## HAMPTON TOWNSHIP

**PRIMARY      LOCAL**

**MILEAGE:      20.87                  64.99**

### DESCRIPTION OF WORK

Dust Control	\$ -	\$ -
Placing Gravel	-	-
Blading & Grading	579.25	2,223.22
Chip & Seal	-	307.04
AMZ Patching	-	5,294.88
Seal Blend	625.78	6,605.76
Surface Maintenance	34,322.15	13,641.35
Crack & Joint Sealing	-	-
Shoulder Maintenance	15,609.87	4,322.11
Curb & Gutter	1,639.63	-
Trees & Shrubs	7,620.83	155.55
Drainage & Backslope	679.56	78.50
Ditch Clean Out	390.10	-
Roadside Cleanup	24,400.63	7,349.57
Grass & Weed Control	11,179.53	-
Culvert / Underdrain Maintenance	-	-
Guard Rail & Post	-	-
Sweeping & Flushing	2,402.85	191.35
Winter Maintenance	39,333.92	8,482.74
Winter Maintenance Patrol	258.64	-
Bridge Structures	-	-
Traffic Signs	21,006.16	6,190.61
Engineering Services	514.02	212.93

Chip Seal Projects	\$ -	\$ 72,662.70
Sub-Total of Maint. Expenditures	<b>160,562.92</b>	<b>127,718.31</b>
Less Township Contributions	-	(19,173.10)
(For Chip/Seal Projects and Dust Control if applicable)		
Total Maintenance Expenditures	<b>160,562.92</b>	<b>108,545.21</b>
Cost per Mile	<b>7,693.48</b>	<b>1,670.18</b>
2015 Original Budget	<b>143,395.00</b>	<b>231,420.00</b>
Budget vs. Actual Costs	\$ (17,167.92)	\$ 122,874.79

# TOWNSHIP MAINTENANCE REPORT

## KAWKAWLIN TOWNSHIP

**PRIMARY      LOCAL**

**MILEAGE:      28.77              50.32**

### DESCRIPTION OF WORK

Dust Control	\$ -	\$ 7,758.59
Placing Gravel	-	1,987.50
Blading & Grading	952.10	11,348.59
Chip & Seal	-	5,295.81
AMZ Patching	-	909.12
Seal Blend	-	65,745.10
Surface Maintenance	5,307.15	38,381.50
Crack & Joint Sealing	88.93	-
Shoulder Maintenance	19,060.04	452.09
Curb & Gutter	-	-
Trees & Shrubs	8,394.53	18,631.57
Drainage & Backslope	25,297.31	34,342.19
Ditch Clean Out	-	-
Roadside Cleanup	1,073.23	-
Grass & Weed Control	12,349.98	995.75
Culvert / Underdrain Maintenance	-	-
Guard Rail & Post	182.51	803.89
Sweeping & Flushing	471.61	-
Winter Maintenance	51,101.38	44,522.32
Winter Maintenance Patrol	-	-
Bridge Structures	-	-
Traffic Signs	24,059.86	7,175.46
Engineering Services	2,362.90	594.06

Chip Seal Projects	\$ -	\$ 66,536.44
Sub-Total of Maint. Expenditures	<b>150,701.53</b>	<b>305,479.98</b>
Less Township Contributions	-	(31,098.29)
(For Chip/Seal Projects and Dust Control if applicable)		
Total Maintenance Expenditures	<b>150,701.53</b>	<b>274,381.69</b>
Cost per Mile	<b>5,238.15</b>	<b>5,452.74</b>
2015 Original Budget	<b>178,054.00</b>	<b>142,500.00</b>
Budget vs. Actual Costs	\$ 27,352.47	\$ (131,881.69)



# TOWNSHIP MAINTENANCE REPORT

## MERRITT TOWNSHIP

**PRIMARY      LOCAL**

**MILEAGE:      17.44                  56.49**

### DESCRIPTION OF WORK

Dust Control	\$ -	\$ -
Placing Gravel	-	1,442.86
Blading & Grading	2,027.37	8,582.65
Chip & Seal	-	-
AMZ Patching	964.85	6,279.60
Seal Blend	5,357.15	12,473.05
Surface Maintenance	19,612.22	6,317.75
Crack & Joint Sealing	-	-
Shoulder Maintenance	14,781.75	1,694.61
Curb & Gutter	-	-
Trees & Shrubs	464.93	2,132.35
Drainage & Backslope	14,316.66	1,299.81
Ditch Clean Out	-	-
Roadside Cleanup	10,318.86	7,656.26
Grass & Weed Control	8,308.00	5,405.66
Culvert / Underdrain Maintenance	-	-
Guard Rail & Post	-	-
Sweeping & Flushing	2,658.92	567.07
Winter Maintenance	35,644.73	28,002.84
Winter Maintenance Patrol	86.22	-
Bridge Structures	-	-
Traffic Signs	10,988.98	11,510.38
Engineering Services	-	306.35

Chip Seal Projects	\$ -	\$ 90,229.32
Sub-Total of Maint. Expenditures	<b>125,530.64</b>	<b>183,900.56</b>
Less Township Contributions	-	(79,525.00)
<i>(For Chip/Seal Projects and Dust Control if applicable)</i>		
Total Maintenance Expenditures	<b>125,530.64</b>	<b>104,375.56</b>
<i>Cost per Mile</i>	<b>7,197.86</b>	<b>1,847.68</b>
2015 Original Budget	<b>120,664.00</b>	<b>158,475.00</b>
Budget vs. Actual Costs	\$ (4,866.64)	\$ 54,099.44

# TOWNSHIP MAINTENANCE REPORT

## MONITOR TOWNSHIP

**PRIMARY      LOCAL**

**MILEAGE:      53.83              58.65**

### DESCRIPTION OF WORK

Dust Control	\$ -	\$ 7,991.94
Placing Gravel	-	467.70
Blading & Grading	1,645.31	14,699.41
Chip & Seal	-	88.93
AMZ Patching	2,680.92	5,301.32
Seal Blend	3,414.27	13,472.42
Surface Maintenance	14,810.45	37,753.36
Crack & Joint Sealing	444.66	-
Shoulder Maintenance	16,438.53	475.49
Curb & Gutter	-	11,476.23
Trees & Shrubs	6,815.83	8,238.57
Drainage & Backslope	53,669.48	60,415.43
Ditch Clean Out	355.72	-
Roadside Cleanup	4,393.97	571.10
Grass & Weed Control	18,821.18	1,049.09
Culvert / Underdrain Maintenance	-	-
Guard Rail & Post	-	-
Sweeping & Flushing	560.54	-
Winter Maintenance	91,086.97	76,366.01
Winter Maintenance Patrol	-	-
Bridge Structures	-	-
Traffic Signs	73,322.04	13,846.17
Engineering Services	1,607.60	1,038.59

Chip Seal Projects	\$ -	\$ 13,151.11
Sub-Total of Maint. Expenditures	<b>290,067.47</b>	<b>266,402.87</b>
Less Township Contributions	-	(18,803.00)
(For Chip/Seal Projects and Dust Control if applicable)		
Total Maintenance Expenditures	<b>290,067.47</b>	<b>247,599.87</b>
Cost per Mile	<b>5,388.58</b>	<b>4,221.65</b>
2015 Original Budget	<b>343,389.00</b>	<b>216,985.00</b>
Budget vs. Actual Costs	\$ 53,321.53	\$ (30,614.87)



# TOWNSHIP MAINTENANCE REPORT

## MT. FOREST TOWNSHIP

**PRIMARY      LOCAL**

**MILEAGE:**      27.14              41.85

### DESCRIPTION OF WORK

Dust Control	\$ -	\$ 39,359.58
Placing Gravel	677.72	6,244.44
Blading & Grading	371.48	48,524.18
Chip & Seal	-	-
AMZ Patching	-	-
Seal Blend	4,811.67	-
Surface Maintenance	6,961.41	15,470.84
Crack & Joint Sealing	-	-
Shoulder Maintenance	10,499.57	10,044.71
Curb & Gutter	-	-
Trees & Shrubs	6,469.89	9,087.58
Drainage & Backslope	28,353.93	3,372.61
Ditch Clean Out	-	-
Roadside Cleanup	1,318.43	-
Grass & Weed Control	18,086.04	386.65
Culvert / Underdrain Maintenance	-	-
Guard Rail & Post	-	-
Sweeping & Flushing	-	-
Winter Maintenance	31,308.95	17,602.25
Winter Maintenance Patrol	-	-
Bridge Structures	382.36	-
Traffic Signs	4,367.77	3,738.45
Engineering Services	153.18	170.02

Chip Seal Projects	\$ -	\$ -
Sub-Total of Maint. Expenditures	<b>113,762.40</b>	<b>154,001.31</b>
Less Township Contributions	-	(10,931.85)
<i>(For Chip/Seal Projects and Dust Control if applicable)</i>		
Total Maintenance Expenditures	<b>113,762.40</b>	<b>143,069.46</b>
Cost per Mile	<b>4,191.69</b>	<b>3,418.63</b>
2015 Original Budget	<b>152,776.00</b>	<b>117,455.00</b>
Budget vs. Actual Costs	\$ 39,013.60	\$ (25,614.46)

# TOWNSHIP MAINTENANCE REPORT

## PINCONNING TOWNSHIP

**PRIMARY      LOCAL**

**MILEAGE:      28.44                  56.33**

### DESCRIPTION OF WORK

Dust Control	\$ -	\$ 15,463.84
Placing Gravel	-	1,199.86
Blading & Grading	251.67	15,501.14
Chip & Seal	-	-
AMZ Patching	-	2,719.00
Seal Blend	2,799.31	9,824.87
Surface Maintenance	7,080.32	31,877.64
Crack & Joint Sealing	-	-
Shoulder Maintenance	11,769.92	6,182.08
Curb & Gutter	-	-
Trees & Shrubs	8,239.34	11,886.29
Drainage & Backslope	37,568.97	8,298.76
Ditch Clean Out	401.60	-
Roadside Cleanup	180.49	-
Grass & Weed Control	20,576.03	2,045.68
Culvert / Underdrain Maintenance	-	-
Guard Rail & Post	970.66	-
Sweeping & Flushing	-	-
Winter Maintenance	37,546.89	22,654.08
Winter Maintenance Patrol	-	-
Bridge Structures	776.75	-
Traffic Signs	17,115.06	4,230.05
Engineering Services	689.30	976.10

Chip Seal Projects	\$ -	\$ 69,793.08
Sub-Total of Maint. Expenditures	<b>145,966.31</b>	<b>202,652.47</b>
Less Township Contributions	-	(60,218.62)
<i>(For Chip/Seal Projects and Dust Control if applicable)</i>		
Total Maintenance Expenditures	<b>145,966.31</b>	<b>142,433.85</b>
Cost per Mile	<b>5,132.43</b>	<b>2,528.56</b>
2015 Original Budget	<b>196,771.00</b>	<b>158,030.00</b>
Budget vs. Actual Costs	\$ 50,804.69	\$ 15,596.15



# TOWNSHIP MAINTENANCE REPORT

## PORTSMOUTH TOWNSHIP

**PRIMARY      LOCAL**

**MILEAGE:      18.03                  34.91**

### DESCRIPTION OF WORK

Dust Control	\$ -	\$ -
Placing Gravel	-	-
Blading & Grading	413.51	426.55
Chip & Seal	-	229.94
AMZ Patching	-	3,089.23
Seal Blend	973.14	5,203.29
Surface Maintenance	21,718.37	9,584.68
Crack & Joint Sealing	-	-
Shoulder Maintenance	12,160.06	3,183.50
Curb & Gutter	-	-
Trees & Shrubs	2,100.26	141.59
Drainage & Backslope	9,058.01	8,983.45
Ditch Clean Out	2,946.46	-
Roadside Cleanup	17,055.22	5,086.28
Grass & Weed Control	17,067.90	3,791.97
Culvert / Underdrain Maintenance	-	-
Guard Rail & Post	-	-
Sweeping & Flushing	2,645.05	371.34
Winter Maintenance	38,471.49	25,808.92
Winter Maintenance Patrol	86.22	-
Bridge Structures	-	-
Traffic Signs	26,430.12	10,240.45
Engineering Services	76.59	153.19

Chip Seal Projects	\$ -	\$ 16,773.93
Sub-Total of Maint. Expenditures	<b>151,202.40</b>	<b>93,068.31</b>
Less Township Contributions	-	(1,253.82)
(For Chip/Seal Projects and Dust Control if applicable)		
Total Maintenance Expenditures	<b>151,202.40</b>	<b>91,814.49</b>
Cost per Mile	<b>8,386.16</b>	<b>2,630.03</b>
2015 Original Budget	<b>124,746.00</b>	<b>113,010.00</b>
Budget vs. Actual Costs	\$ (26,456.40)	\$ 21,195.51

# TOWNSHIP MAINTENANCE REPORT

## WILLIAMS TOWNSHIP

**PRIMARY      LOCAL**

**MILEAGE:      32.97              37.36**

### DESCRIPTION OF WORK

Dust Control	\$ -	\$ 7,699.21
Placing Gravel	-	-
Blading & Grading	1,297.10	10,163.64
Chip & Seal	-	355.72
AMZ Patching	-	2,600.99
Seal Blend	3,675.84	11,805.08
Surface Maintenance	7,843.27	18,589.95
Crack & Joint Sealing	-	-
Shoulder Maintenance	19,644.90	3,907.16
Curb & Gutter	-	37.49
Trees & Shrubs	2,689.13	2,963.08
Drainage & Backslope	33,321.50	17,698.20
Ditch Clean Out	-	-
Roadside Cleanup	1,488.05	957.30
Grass & Weed Control	9,690.06	2,578.50
Culvert / Underdrain Maintenance	1,336.73	-
Guard Rail & Post	-	-
Sweeping & Flushing	1,679.02	988.96
Winter Maintenance	64,212.72	53,955.66
Winter Maintenance Patrol	-	-
Bridge Structures	-	-
Traffic Signs	19,014.42	7,511.27
Engineering Services	594.06	594.08

Chip Seal Projects	\$ -	\$ 39,066.14
Sub-Total of Maint. Expenditures	<b>166,486.80</b>	<b>181,472.43</b>
Less Township Contributions	-	(35,958.51)
(For Chip/Seal Projects and Dust Control if applicable)		
Total Maintenance Expenditures	<b>166,486.80</b>	<b>145,513.92</b>
Cost per Mile	<b>5,049.65</b>	<b>3,894.91</b>
2015 Original Budget	<b>184,113.00</b>	<b>122,680.00</b>
Budget vs. Actual Costs	\$ 17,626.20	\$ (22,833.92)



## **2015 LOCAL CONSTRUCTION**

Project #	Road Name	Description	Total Costs

**TOTAL 2015 LOCAL CONSTRUCTION COSTS**

**\$0.00**

## **2015 PRIMARY CONSTRUCTION**

Project #	Road Name	Description	Total Costs
P-14-2	Garfield Road	Reconstruction	\$592,247.35
P-14-100	Garfield Road		\$1,614,612.83

## **2015 PRELIMINARY/DESIGN ENGINEERING PROJECTS**

Project #	Road Name	Description	Total Costs

PE- Preliminary/Design Engineering  
CE - Construction Engineering

**TOTAL 2015 PRIMARY PROJECT COSTS**

**\$2,206,860.18**

## **2015 LOCAL BRIDGE STRUCTURES**

<b>Project #</b>	<b>Description</b>	<b>Total Costs</b>
L-15-500	Markel Road Bridge	\$14,035.42

**TOTAL 2015 LOCAL BRIDGE STRUCTURES COSTS      \$14,035.42**

## **2015 PRIMARY BRIDGE STRUCTURES**

<b>Project #</b>	<b>Description</b>	<b>Total Costs</b>
P-13-500	County Wide Bridge Inspection	\$1,727.20
P-13-501	Wheeler Road Bridge	\$12,242.22
P-13-503	Mackinaw Road Bridge	\$8,155.26
P-14-500	Midland Road Bridge Reconstruction	\$39,557.37
P-14-501	Seven Mile Road	\$2,463.61
P-14-502	Midland Road Structure 674	\$2,999.18
P-14-503	Mackinaw Road Bridge	\$11,923.13
P-15-500	Wheeler Road & Mackinaw Road	\$312,431.55
P-15-501	Kinney Road	\$2,664.90

**TOTAL 2015 PRIMARY BRIDGE STRUCTURES COSTS      \$394,164.42**



## 2015 PRIMARY HEAVY MAINTENANCE

Project #	Road Name	From Location	To Location	Description	Total Costs
P-11-101	North Union	Euclid	2 Mile	Reconstruction of 2 Lane Road	\$115,939.34
P-11-102	Salzburg	3 Mile	4 Mile	Reconstruction of 2 Lane Road	\$6,788.31
P-11-103	Ricoma Beach	3 Mile	End	Reconstruction of 2 Lane Road	\$920.97
P-12-103	Beaver	Fraser	Old Beaver	Reconstruction of 2 Lane Road	\$1,419.16
P-12-104	Salzburg	Carter	11 Mile	Reconstruct the Roadway	\$74,005.31
P-12-105	Salzburg	Mackinaw	4 Mile	Reconstruction of 2 Lane Road	\$1,088,926.99
P-13-14	Patterson	Wheeler	Wilder	Reconstruction of 2 Lane Road	\$34,113.91
P-13-15	Old Kawkawlin	M-13	State Park	Reconstruction of 2 Lane Road	\$7,771.29
P-14-2	Garfield	Saginaw Co. Line	Salzburg	Reconstruction of 2 Lane Road	\$84,601.97
P-14-204	Beaver	M-13	2 Mile	Perform Ditching	\$2,759.70
P-14-300	Various			Countywide Road Sign Replacement	\$59,370.11
P-15-1	State	Wilder	Wheeler	Route & Fill Cracks	\$6,298.83
P-15-2	Beaver	4 Mile	M-13	Route & Fill Cracks	\$6,709.30
P-15-3	Farley	M-25	Cass	HMA, Coldmill, Crush and Shape	\$17,305.78
P-15-4	Hotchkiss	3 Mile	M-84	Route & Fill Cracks	\$2,382.02
P-15-5	Midland	3 Mile	M-13	Route & Fill Cracks	\$17,662.32
P-15-6	Hampton	Knight	Farley	Route & Fill Cracks	\$16,302.17
P-15-7	Farley	Hampton	M-25	Route & Fill Cracks	\$10,549.79
P-15-8	Kiesel	2 Mile	Euclid	Route & Fill Cracks	\$5,562.39
P-15-9	Bay Arenac	Monitor	2 Mile	Route & Fill Cracks	\$4,736.98
P-15-10	Various			GIS Development for BC Storm Water	\$66,410.31
P-15-11	Wilder	Patterson	Euclid	Place Concrete Patches	\$43,389.62
P-15-12	Farley	M-138	Cass	HMA Overlay	\$20,463.87
P-15-13	Cass	Jones	Farley	HMA Overlay	\$20,463.85
P-15-14	Cass	M-15	Jones	HMA Overlay	\$6,753.45
P-15-200	Salzburg	Sunshine Lane	4 Mile	Remove Existing Storm Sewer	\$550.56
P-15-201	Cass	Michigan	Lincoln	Remove Existing Storm Sewer	\$18,984.23
P-15-204	Coggins	Coggins	Tower Beach	Remove & Replace CMP	\$3,064.14
P-15-205	Mackinaw	Neuman	Townline 16	Ditch Cleanout	\$3,985.41
P-15-208	Wheeler	3 Mile	4 Mile	Ditch Cleanout	\$8,289.90
P-15-209	Carter	Seidlers	River	Ditch Cleanout	\$5,884.01
P-15-210	Garfield	Seidlers	River	Ditch Cleanout	\$12,605.70
P-15-212	Linwood	M-13	Kaiser Tower	Ditch Cleanout	\$2,645.89
P-15-213	Beaver	Garfield	9 Mile	Ditch Cleanout	\$6,374.23
P-15-214	Tower Beach	Coggins	Erickson	Ditch Cleanout	\$4,446.26
P-15-215	Kitchen	Kaiser Tower	Tower Beach	Ditch Cleanout	\$8,937.26
P-15-216	Salzburg	Rockwell	Flajole	Ditch Cleanout	\$20,335.59
P-15-217	Garfield	Seidlers	River	Ditch Cleanout	\$3,743.39
P-15-218	Beaver	Garfield	9 Mile	Ditch Cleanout	\$2,030.85
P-15-219	Linwood	Garfield	9 Mile	Ditch Cleanout	\$1,922.84
P-15-400	Various			2015 Guardrail Spraying of Herbicide	\$7,283.71

**TOTAL 2015 PRIMARY HEAVY MAINT. COSTS**

**\$1,832,691.71**



## 2015 LOCAL HEAVY MAINTENANCE

Project #	Road Name	From Location	To Location	Description	Total Costs
L-14-24	Neuman	Fraser	Mackinaw	Crush & shape, & place aggregate	\$142.12
L-14-55	Townline 14	7 Mile	8 Mile	Pulverize the existing chip and seal roads	\$144.19
L-14-62	11 Mile	Townline 14	Wheeler	Crush & shape, & place aggregate	\$84.13
L-14-63	Townline 14	Garfield	11 Mile	Crush & shape, & place aggregate	\$204.26
L-14-UU	Munger	Green	Pine	SCRC pulverised road	\$195.79
L-15-1	Various			Seal Blend	\$1,148.04
L-15-2	Various			Seal Blend	\$1,847.84
L-15-3	Various			Seal Blend	\$2,039.64
L-15-4	Various			Seal Blend	\$17,937.70
L-15-6	Various			Seal Blend	\$12,656.64
L-15-8	Various			Seal Blend	\$15,944.62
L-15-12	Wedgewood	Borton	End	Light Crack Seal	\$5,167.62
L-15-13	Nebobish	Orchard	Boutell	Light Crack Seal	\$6,526.63
L-15-14	4 Mile	Hotchkiss	Delta	Crush & shape, & place aggregate	\$49,956.97
L-15-15	Fraser	Delta	Hotchkiss	Crush & shape, & place aggregate	\$39,880.63
L-15-16	Old	3 Mile	End	Crush & shape, & place aggregate	\$32,771.77
L-15-31	Schmidt	M-13	Bond	Place Aggregate	\$14,801.34
L-15-32	Bond	Schmidt	River	Place Aggregate	\$9,691.10
L-15-33	Mosher	Beaver	Seidlers	Place Aggregate	\$18,587.35
L-15-34	Fraser	Beaver	1000' S. of River	Crush & shape, & place aggregate	\$251,671.57
L-15-40	11 Mile	Wheeler	Wilder	Crush & shape, & place aggregate	\$45,475.42
L-15-61	Various			Place Aggregate	\$31,403.34
L-15-62	Various			Seal Blend	\$12,639.20
L-15-63	Various			Seal Blend	\$1,148.04
L-15-71	Various			Seal Blend	\$5,517.48
L-15-76	Neuman	7 Mile	8 Mile	Crush & shape, & place aggregate	\$39,803.86
L-15-77	Gaslight	2 Mile	Coventry	Light Crack Seal	\$5,488.42
L-15-79	Bartlett	Carter	Flajole	Place Aggregate	\$21,652.88
L-15-80	Brown	Standish	Carter	Place Aggregate	\$13,821.89
L-15-81	2 Mile	Boyscout	Beaver	Crush & shape, & place aggregate	\$153,627.71
L-15-83	Clara	Kaiser Tower	End	Crush & shape, & place aggregate	\$15,417.73
L-15-84	1st	Center	End	Crush & shape, & place aggregate	\$15,417.73
L-15-85	2nd	Center	End	Crush & shape, & place aggregate	\$15,417.73
L-15-86	3rd	Center	End	Crush & shape, & place aggregate	\$15,417.72
L-15-87	4th	Center	End	Crush & shape, & place aggregate	\$15,417.72
L-15-88	5th	Center	End	Crush & shape, & place aggregate	\$15,417.73
L-15-89	York	Cass	End	Crush & shape, & place aggregate	\$20,728.54
L-15-90	Sandra	Michigan	End	Crush & shape, & place aggregate	\$20,728.54
L-15-91	Sarah	Michigan	End	Crush & shape, & place aggregate	\$20,728.54
L-15-92	Paradise	Michigan	End	Crush & shape, & place aggregate	\$20,728.54
L-15-93	Seminole	Michigan	End	Crush & shape, & place aggregate	\$20,728.55
L-15-V	9 Mile	Pinconning	Neuman	Place Aggregate	\$17,316.73
L-15-W	Mount Forest	9 Mile	8 Mile	Place Aggregate	\$17,409.81
L-15-X	Wetters	M-13	East End	Crush & shape, & place aggregate	\$41,977.48
L-15-Y	Cottage Grove	Fraser	West End	Place Aggregate	\$1,747.96
L-15-Z	Erickson	Mackinaw	Fraser	Crush & shape, & place aggregate	\$35,707.74
L-15-BB	Boutell	Ridge	Youngs Ditch	Crush & shape, & place aggregate	\$958.24
L-15-CC	Jones	Ridge	Youngs Ditch	Crush & shape, & place aggregate	\$958.23



## 2015 LOCAL HEAVY MAINTENANCE

Project #	Road Name	From Location	To Location	Description	
L-15-DD	8 Mile	Freeland	Delta	Work w/ others to Improve	\$1,653.56
L-15-200	Frankenlust	Amelith	Delta	Ditch Cleanout	\$8,900.93
L-15-201	Chilson	North Union		Ditch Cleanout	\$4,613.92
L-15-202	Fraser	North Union	Wilder	Ditch Cleanout	\$4,583.92
L-15-203	Old State	Newberg	Almeda Beach	Remove & Replace Failed Culvert	\$12,774.87
L-15-204	Fraser	Midland	North Union	Ditch Cleanout	\$5,879.31
L-15-205	North Union	Flajole	Rockwell	Replace Failed Cross Tube	\$10,959.30
L-15-207	River	Garfield	9 Mile	Ditch Cleanout	\$2,357.17
L-15-208	Oakdale	Lincoln	River	Replace Failed Cross Culvert	\$3,294.56
L-15-209	8 Mile	Saganing	End	Replace Failed Cross Culvert	\$3,290.09
L-15-210	Seidlers	Seidlers	End	Ditch Cleanout	\$910.46
L-15-211	SE Boutell	Munger	Russell	Remove & Replace Failed Culvert	\$2,970.09
L-15-213	Seidlers	Garfield	9 Mile	Remove & Replace Failed Culvert	\$246,240.13
L-15-214	Borton	Farley	Callahan	Remove & Replace Failed Culvert	\$29,174.97
L-15-215	2 Mile	Englehardt	Amelith	Remove & Replace Failed Culvert	\$19,377.98
L-15-216	Kaiser	Newberg	Townline 16	Remove & Replace Failed Culvert	\$20,526.72
L-15-218	Erickson	Mackinaw	Fraser	Replace Existing Cross Tube	\$3,415.99
L-15-219	Columbian	Ohio	Ohio	Replace 2 Cross Culverts	\$17,758.19
L-15-220	Carney	Standish	Park	Extend HDPE & Add Concrete CB	\$2,751.53
L-15-221	Brown	Standish	Carter	Remove & Replace Failed Culvert	\$2,304.23
L-15-222	Fraser	Beaver	Seidlers	Ditch Cleanout	\$2,826.24
L-15-223	Wilder	Flajole	Rogers	Ditch Cleanout	\$7,438.32
L-15-224	Wilder	Rogers		Remove & Replace Failed Culvert	\$3,950.67
L-15-225	Woodbridge	North Union	End	Ditch Cleanout	\$7,371.98
L-15-226	Fraser	Hotchkiss	Salzburg	Replace Failed Headwall	\$5,888.90
L-15-227	Sunshine	Karl	Kenneth	Replace Plastic Pipe	\$3,031.66
L-15-704	Various	Various	Various	Discretionary	\$4,347.39
L-15-705	Various	Various	Various	Discretionary	\$6,421.73
L-15-709	Various	Various	Various	Discretionary	\$835.24
L-15-711	Various	Various	Various	Discretionary	\$11,402.11
L-15-712	Various	Various	Various	Discretionary	\$12,413.79
L-15-715	Various	Various	Various	Discretionary	\$12,268.45

**TOTAL 2015 LOCAL HEAVY MAINT. COSTS**

**\$1,606,137.85**

## **2015 PRIMARY CHIP SEAL**

<b>Project #</b>	<b>Road Name</b>	<b>From Location</b>	<b>To Location</b>	<b>Description</b>	<b>Total Costs</b>

**TOTAL 2015 PRIMARY CHIP SEAL COSTS**

**\$0.00**



## 2015 LOCAL CHIP SEAL

Project #	Road Name	From Location	To Location	Description	Total Costs
L-15-9	Burns	Youngs Ditch	Nebobish	Place Single Seal	\$19,635.99
L-15-10	Finn	Youngs Ditch	Hampton	Place Single Seal	\$33,929.65
L-15-11	Nolet	M-25	Borton	Place Single Seal	\$19,097.06
L-15-17	Hotchkiss	Euclid	End	Place Single Seal	\$5,097.63
L-15-18	Stark	Euclid	Brooks	Place Single Seal	\$2,948.94
L-15-19	Julia	Hotchkiss	Stark	Place Single Seal	\$2,244.34
L-15-20	Brooks	Hotchkiss	Stark	Place Single Seal	\$2,652.44
L-15-21	Andre	Hotchkiss	Stark	Place Single Seal	\$2,454.34
L-15-22	Hupfer	Amelith	End	Place Double Seal	\$10,808.32
L-15-23	Euclid	Stone Island	Gravel	Place Single Seal	\$12,901.86
L-15-24	Weiss	Mackinaw	Fraser	Place Single Seal	\$14,225.61
L-15-25	Amelith	Fraser	8 Mile	Place Single Seal	\$27,938.43
L-15-26	Delta	7 Mile	8 Mile	Place Single Seal	\$14,227.98
L-15-27	8 Mile	River	Seidlers	Place Single Seal	\$11,486.22
L-15-28	Townline 14	Fraser	7 Mile	Place Single Seal	\$11,224.81
L-15-29	Wetters	Mackinaw	M-13	Place Single Seal	\$12,250.98
L-15-30	Townline 14	7 Mile	8 Mile	Place Double Seal	\$29,121.07
L-15-35	8 Mile	Wilder	.5 miles North	Place Single Seal	\$6,362.19
L-15-36	8 Mile	Wheeler	Ott	Place Single Seal	\$6,644.00
L-15-38	Townline 14	Garfield	11 Mile	Place Double Seal	\$26,161.38
L-15-39	11 Mile	Townline 14	Wheeler	Place Double Seal	\$39,066.14
L-15-41	Erickson	M-13	Mackinaw	Place Single Seal	\$14,307.14
L-15-42	Fraser	Erickson	Townline 16	Place Single Seal	\$27,775.30
L-15-43	Kitchen	7 Mile	8 Mile	Place Single Seal	\$13,615.00
L-15-44	Turmeil	Coggins	Newberg	Place Single Seal	\$7,482.87
L-15-45	Hupfer	Newberg	Townline 16	Place Single Seal	\$11,687.76
L-15-46	Townline 16	M-13	Mackinaw	Place Single Seal	\$13,952.81
L-15-47	11 Mile	Parish	Cottage Grove	Place Single Seal	\$12,383.35
L-15-48	11 Mile	Beaver	Seidlers	Place Single Seal	\$23,289.56
L-15-49	River	Flajole	Carter	Place Single Seal	\$11,554.27
L-15-50	Cottage Grove	Carter	Flajole	Place Single Seal	\$11,496.29
L-15-51	Cottage Grove	E. of Garfield	End	Place Single Seal	\$5,093.59
L-15-52	9 Mile	River	Seidlers	Place Single Seal	\$9,492.83
L-15-53	9 Mile	Parish	Boutell	Place Single Seal	\$6,724.01
L-15-54	Seidlers	Carter	11 Mile	Place Single Seal	\$12,788.05
L-15-55	Flajole	River	Townline 14	Place Single Seal	\$36,723.12
L-15-56	Linwood	Flajole	Bay Mid Line	Place Single Seal	\$10,709.63
L-15-57	River	Garfield	9 Mile	Place Single Seal	\$18,060.89
L-15-58	River	9 Mile	8 Mile	Place Single Seal	\$11,775.26
L-15-59	Anderson	Garfield	9 Mile	Place Single Seal	\$14,962.01
L-15-60	8 Mile	Linwood	Anderson	Place Single Seal	\$14,298.24
L-15-65	Brown	Knight	Farley	Place Single Seal	\$23,997.15
L-15-66	Markel	Nolet	Cotter	Place Single Seal	\$11,589.38
L-15-67	Markel	Nolet	Callahan	Place Single Seal	\$7,188.48
L-15-68	Callahan	Markel	Bay Sag Line	Place Single Seal	\$7,470.76
L-15-69	Russell	Nolet	Knight	Place Single Seal	\$39,983.55
L-15-70	8 Mile	Beaver	Seidlers	Place Single Seal	\$14,084.50
L-15-72	Neuman	Mackinaw	Fraser	Place Double Seal	\$34,889.89
L-15-73	Hunter	Pinconning	Bridge	Place Single Seal	\$6,042.86
L-15-74	Cemetery			Place Single Seal	\$6,192.39
L-15-75	Kaiser	City Limits	Fraser Twp	Place Single Seal	\$22,667.94
L-15-78	German	Michigan	Bullock	Place Single Seal	\$16,773.93
<b>TOTAL 2015 LOCAL CHIP SEAL COSTS</b>					<b>\$789,532.19</b>



BAY COUNTY ROAD COMMISSION  
AGENDA INFORMATION SHEET

Subject: State Radios 800MHZ

Date: July 20, 2016

Reason for Board Consideration:

Approve Purchase


Facts and Analysis:

Upgrade BCRC communication system with purchasing 800 MHZ radios & accessories off of the State Contract.

Recommended Action:

Approve the purchase of radios & accessories

Submitted By: Thomas Kramer

Recommended for Board Approval:   
Engineer-Manager

7/18/2016  
Date

Comments: This is a budgeted item. (\$85,000)



BAY COUNTY ROAD COMMISSION  
AGENDA INFORMATION SHEET

Subject: Tandem Cab & Chassis

Date: July 20, 2016

Reason for Board Consideration:

Award Bid


Facts and Analysis:

Diesel Truck Sales is the lowest & most qualified for our needs, bid came in at \$109,785.00 which is below budget number. (see attached)

Recommended Action:

Approve & award to Deisel Truck Sales

Submitted By: Thomas Kramer

Recommended for Board Approval:   
Engineer-Manager

7/18/2016  
Date

Comments: This is a budgeted item, we originally budgeted 2, 1 will serve our needs.

# **Bid Comparison**

## **Tandem Axle Cab & Chassis**

July 20, 2016

<b>Grand Traverse</b>	<b>Diesel Truck Sales</b>	<b>Wieland Sales, Inc.</b>
<b>Western Star</b>	<b>Freightliner</b>	<b>International</b>
<b>\$118,000.00</b>	<b>\$109,785.00</b>	<b>\$120,479.11</b>



AGREEMENT WITH TOWNSHIPAgreement # 14-2016-02

THIS AGREEMENT, Made this \_\_\_\_\_ day of \_\_\_\_\_, 20\_\_\_\_, by and between the Board of County Road Commissioners of the County of Bay, a body corporate, with offices at 2600 East Beaver Road, Kawkawlin, Michigan ("Road Commission"), and the Township of Williams, a body corporate, with offices at 1080 W. Midland Road, Auburn, Michigan ("Township").

For good and valuable consideration, receipt of which is acknowledged hereby, the parties agree as follows:

(1) Road Commission agrees to do all the work, furnish all the material (except as herein otherwise specified), and to complete the following described project(s) in accordance with all plans, specifications and/or proposal heretofore furnished to Road Commission.

(2) Both parties acknowledge they each have reviewed the following described project and the detailed estimated solution is not recommended by the Bay County Road Commission. Both parties understand and agree that the following described project is not intended or designed to meet any recognized design or engineering standards, with the result that the duration or life of the proposed roadway cannot be estimated or predicted.

**DESCRIPTION OF PROJECT**LOCATION:

- 1) 11 Mile Road – Wilder to North Union
- 2) Court Street (south end)
- 3) Val Court (south end)

TYPE OF WORK:

- 1) Crush & shape the existing surface and add approximately 4" of aggregate base 23A (limestone) (2,200 ton). Drainage allowance of up to \$25,000 for ditch improvements (east side of road).
- 2) Add cul-de-sac in preparation for hard surface in 2018.
- 3) Add cul-de-sac in preparation for hard surface in 2017.

ESTIMATE OF COST (Includes variance of 10%):

1)	\$ 75,000	
2)	\$ 5,000	
3)	\$ 10,000	
	<u>\$ 90,000</u>	<i>Township Share</i>

(3) Township also agrees to pay the Road Commission for any extra work as may be necessary to properly complete the project or as may be otherwise ordered or required by the Township or its authorized representatives. Costs for any such extra work are not included in the above-stated estimate of costs.

**SCHEDULE OF PAYMENTS**

**\*TO BE BILLED MONTHLY AS EXPENSES ARE INCURRED STARTING JUNE 30<sup>th</sup> UNTIL PROJECT IS COMPLETE.**

IN WITNESS WHEREOF, the parties hereto have caused this Agreement to be executed by their duly authorized officers on the day and year first above written.

**WITNESS:**

**BOARD OF COUNTY ROAD  
COMMISSIONERS OF THE COUNTY  
OF BAY ("Road Commission")**

\_\_\_\_\_

By: \_\_\_\_\_  
Richard S. Gromaski, Chairman

\_\_\_\_\_

By: \_\_\_\_\_  
Danean Wright, Clerk

**WITNESS:**

**TOWNSHIP OF WILLIAMS**

*Richard S. Gromaski*  
\_\_\_\_\_

By: *Paul Wasek*  
Paul Wasek, Supervisor

\_\_\_\_\_

By: *Amy Charney*  
Amy Charney, Clerk